



St. John's Sr. Sec. School For Girls
Study Material/Worksheets/Assignment

Class III

Guidelines for home schooling:

- Complete the work given in different subjects according to the instructions given along with each subject.
- Maintain a notebook / register for doing homework of all subjects.
- There is no requirement to print the study material as the written work will be done in a notebook / register.
- The students will bring their duly completed registers once the school reopens. These will be assessed by their teachers.



St. John's Sr. Sec. School For Girls
Study Material/Worksheets/Assignment
Subject: Mathematics: Worksheet 1

Q1 Write the missing numbers :

a. 201 202 204 205 206 _____

b. 425 426 427 428 430 _____

c. 509 511 512 513 514 _____

d. 989 991 992 993 994 _____

e. 665 666 667 668 670 _____

Q2 Write the numerals of the following:

a. 568 _____

b. 777 _____

c. 664 _____

d. 209 _____

e. 915 _____

=====

Worksheet-2 : Mathematics

Q1. Put '>', '<' or '=' in the blanks:

a. 4444 _____ 444

b. 6582 _____ 6200

c. 1325 _____ 1523

d. 7773 _____ 7377

e. 5769 _____ 7596

f. 3698 _____ 8754

g. 9999 _____ 9099

h. 1580 _____ 1850



St. John's Sr. Sec. School For Girls
Study Material/Worksheets/Assignment

i. 2525 _____ 5252

j. 8680 _____ 8086

Worksheet 3: Mathematics

Subtraction

Q1 Solve the following sums:

1) 5 7 2 0
 - 1 5 0 0

2) 6 5 6 5
 - 2 5 2 0

3) 5 0 3 2
 - 3 0 0 0

4) 7 3 1 6
 - 1 2 0 2

5) 5 9 7 8
 - 3 5 2 3

6) 6 1 0 2
 - 1 1 0 1



St. John's Sr. Sec. School For Girls
Study Material/Worksheets/Assignment

Worksheet-4

Q1 Write in compact form (short form):

1. $6000+500+40+2 =$ _____

2. $5000+300+30+1 =$ _____

3. $7000+200+20+0 =$ _____

4. $9000+000+00+1 =$ _____

5. $2000+300+20+9 =$ _____

6. $8000+600+30+1 =$ _____

Q2 Write in ascending order (smallest to biggest):

1. 6527 9258 5200 6808

2. 7825 1025 9632 8754

3. 1258 6302 8750 9587

4. 8975 2134 7542 3000

5. 7500 3500 6500 2500

Worksheet-5

Q.1 Write the following in expanded form. One has been done for you.

a. 5657 = $5000+600+50+7$

b. 7386 = _____

c. 9645 = _____

d. 6500 = _____

e. 1234 = _____

f. 3658 = _____

g. 8524 = _____

h. 9009 = _____



St. John's Sr. Sec. School For Girls
Study Material/Worksheets/Assignment

i.2581 = _____

j.4060 = _____

Q.2 Circle the smallest number in each row:

a. 5892 8529 2985 5298

b. 6500 6005 5600 5006

c. 9125 1239 1529 5219

d. 1111 2222 3000 109

e. 1234 4321 1432 1400

Q.3 Circle the biggest number in each row:

a. 1875 7851 5718 8571

b. 2500 5200 2504 4600

c. 1987 2000 3584 4201


d. 9214 7521 1258 9752

e. 6854 7425 4444 3682



St. John's Sr. Sec. School For Girls
Study Material/Worksheets/Assignment
Worksheet – 6 : Multiplication

Q.1 Multiply the following sums:



$\begin{array}{r} 2 \\ \times 3 \\ \hline \square \end{array}$	$\begin{array}{r} 1 \\ \times 10 \\ \hline \square \end{array}$	$\begin{array}{r} 3 \\ \times 7 \\ \hline \square \end{array}$	$\begin{array}{r} 3 \\ \times 2 \\ \hline \square \end{array}$
$\begin{array}{r} 4 \\ \times 8 \\ \hline \square \end{array}$	$\begin{array}{r} 4 \\ \times 1 \\ \hline \square \end{array}$	$\begin{array}{r} 5 \\ \times 3 \\ \hline \square \end{array}$	$\begin{array}{r} 5 \\ \times 5 \\ \hline \square \end{array}$
$\begin{array}{r} 7 \\ \times 7 \\ \hline \square \end{array}$	$\begin{array}{r} 4 \\ \times 9 \\ \hline \square \end{array}$	$\begin{array}{r} 6 \\ \times 6 \\ \hline \square \end{array}$	$\begin{array}{r} 6 \\ \times 7 \\ \hline \square \end{array}$
$\begin{array}{r} 8 \\ \times 5 \\ \hline \square \end{array}$	$\begin{array}{r} 9 \\ \times 9 \\ \hline \square \end{array}$	$\begin{array}{r} 2 \\ \times 2 \\ \hline \square \end{array}$	$\begin{array}{r} 8 \\ \times 8 \\ \hline \square \end{array}$
$\begin{array}{r} 8 \\ \times 4 \\ \hline \square \end{array}$	$\begin{array}{r} 9 \\ \times 3 \\ \hline \square \end{array}$	$\begin{array}{r} 5 \\ \times 10 \\ \hline \square \end{array}$	$\begin{array}{r} 9 \\ \times 5 \\ \hline \square \end{array}$



St. John's Sr. Sec. School For Girls
Study Material/Worksheets/Assignment

English Language: Worksheet-1

Comprehension

Q1. Read the passage carefully:



Ann is Mani's best friend. She is getting ready to go to Mani's birthday party in the evening. She bought a big book of stories as a birthday gift for Mani. She wants to wrap it in red colour paper. She knows that red is her favourite colour. She can't find any red paper. Ann is sad. Looking at Ann's sad face her mother told her to wrap the gift in her red scarf! Ann was delighted.

Answer the following questions:

1. Who was Ann's best friend?
2. Where was Ann going in the evening?
3. What gift did Ann have for her friend?
4. Why did Ann want to wrap the gift in red colour paper?
5. Write the opposite of the following words:

a. go

b. sad



St. John's Sr. Sec. School For Girls
Study Material/Worksheets/Assignment

Worksheet-2: English Language

Q1 Rearrange these groups of words to make proper sentences (by putting capital letters and full stop):



1. like / ice / i / butterscotch / cream

2. is / expensive / gold / an / metal

3. is / an / exercise / this / easy

4. has / four / Bella / pens

5. these / paintings / beautiful / are

6. mother / is / in / the / my / kitchen



St. John's Sr. Sec. School For Girls
Study Material/Worksheets/Assignment

Worksheet-3 : English language



A noun is the name of a person, a place ,
an animal or a thing.

Read the sentences carefully and circle the nouns:

1. My sister has a house.
2. The rat jumped on the table.
3. Where is my cup?
4. The flowers are red and yellow in colour.
5. I like to eat apples.
6. We will go to the zoo tomorrow.
7. Roy jumped in the pool.
8. She broke her pencil.
9. I finished my apple juice.
10. My mom went to the market.



St. John's Sr. Sec. School For Girls
Study Material/Worksheets/Assignment
Worksheet 4: English Language



Q1. Fill in the blanks with the correct articles (a , an , or the):

1. Let's go to _____ park .
2. We saw _____ fireman on the road.
3. I ate _____ apple.
4. She has _____ idea.
5. Ravi is _____ honest man.
6. I saw _____ ape at the zoo.
7. The girl had _____ sandwich for lunch.
8. This is _____ duck.
9. The camel is _____ useful animal.
10. _____ Sahara is a desert.

Q2. Put a , an , or the before these words:

_____ ring

_____ book

_____ orchid

_____ vulture

_____ sun

_____ Earth

_____ leaf

_____ igloo

=====



St. John's Sr. Sec. School For Girls
Study Material/Worksheets/Assignment

शब्द को चित्र से मिलाओ।

Match the word with correct picture.

खटमल



कबुतर



शलगम



थरमस



षटकोण



टमाटर

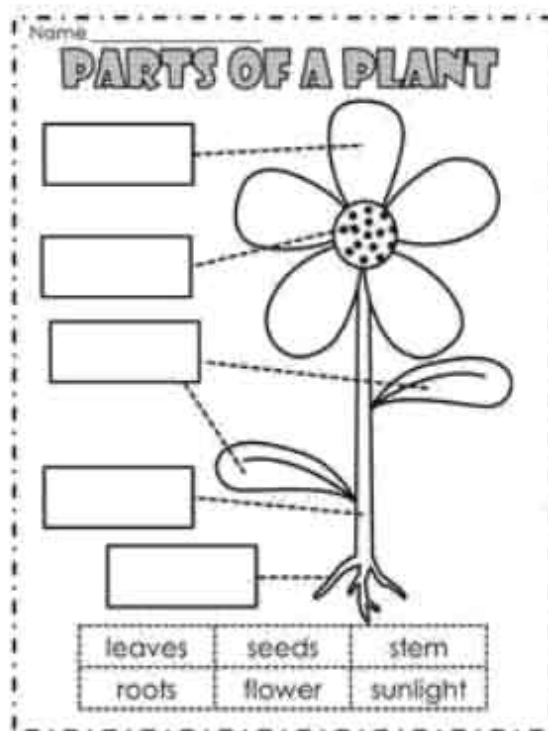




St. John's Sr. Sec. School For Girls
Study Material/Worksheets/Assignment

Science

Q1 Label the parts of the plants:



Q2. Write three things that plants need to live and grow.

Q3. Do plants need food to grow? Yes or No

Q4. Do plants need space to grow? Yes or No

Q5. Write any four things that we get from plants.

Q6. Complete the words:

a _ _ r

fl _ _ w _ r

so _ l

le _ v _ s



St. John's Sr. Sec. School For Girls
Study Material/Worksheets/Assignment



Choose and write the correct answer:

1. Which of the following do living things need to stay alive?

- A. water B. table C. chair

2. What are plants?

- A. living things B. non-living things

3. Books are _____

- A. living things B. non-living things

4. Human beings walk or run with the help of their _____.

- A. legs B. wings c. fins

5. Living things need _____ to drink.

- A. water B. shelter

6. Write any three living-things.

7. Write any three non-living things.

8. State whether the sentence is 'true' or 'false':


- a) Living things need air.



St. John's Sr. Sec. School For Girls
Study Material/Worksheets/Assignment

b) Non-living things can move on their own.

9. Label the parts of a bird:



Tick the correct option:

10. Which of the following bird eat nuts and seds?

a. sparrow

b. eagle

c. vulture

11. Birds have _____ feet.

a. two

b. three

12. Write any two flightless birds.

13. Write any two water birds.

14. Write any two birds that can fly.

15. Write any two flesh-eating birds.

STAY AT HOME, STAY SAFE...MAKE THE BEST USE OF YOUR TIME